





District Health Assessment for Multiple District LA through March 2025

|  |   | Clubs        |                     |             |  |           |                 |                        | Membership                      |                                     |                             |         |          |  |   | Member Strength            |                               | Cancellation                         |                            | Reports                             |                              |                      | Finance                          | Leadership                       |                                |                                  |                                |
|--|---|--------------|---------------------|-------------|--|-----------|-----------------|------------------------|---------------------------------|-------------------------------------|-----------------------------|---------|----------|--|---|----------------------------|-------------------------------|--------------------------------------|----------------------------|-------------------------------------|------------------------------|----------------------|----------------------------------|----------------------------------|--------------------------------|----------------------------------|--------------------------------|
| District Name  | Status/<br>Number<br>of Months<br>in Status * | Active Clubs | Clubs in Status Quo | Total Clubs | % Status Quo Clubs in Financial Suspension | New Clubs | Cancelled Clubs | YTD Net Club Gain/Loss | Current Members In Active Clubs | Current Members In Status Quo Clubs | Current Total Members Count | YTD Add | YTD Drop | YTD NetGrowth (includes Active and Status Quo) | YTD NetGrowth% (includes Active and Status Quo) | Member Count 12 Months Ago | Average Member Count Per Club | % of Clubs with less than 20 members | Average Cancelled Club Age | Members Lost Due to Cancelled Clubs | % of Clubs Reporting Service | % No MMR in 3 Months | % No Officer Report in 12 months | % of Clubs with balance 90+ days | Number of Zone Chairs Recorded | Number of Region Chairs Recorded | District Officers Vacancies ** |
| LA 1   | T(24)   | 23           | 0                   | 23          | 0%   | 0         | 0               | 0                      | 518                             | 0                                   | 518                         | 61      | 44       | 17   | 3.39%   | 509                        | 23                            | 43%                                  | 0                          | 0                                   | 83%                          | 30%                  | 0%                               | 43%                              | 6                              | 0                                |                                |
| LA 2   | T(24)   | 33           | 0                   | 33          | 0%   | 0         | 1               | -1                     | 1072                            | 0                                   | 1072                        | 88      | 141      | -53  | -4.71%  | 1,091                      | 32                            | 33%                                  | 20                         | 24                                  | 88%                          | 52%                  | 0%                               | 27%                              | 10                             | 0                                |                                |
| LA 3   | T(24)   | 51           | 0                   | 51          | 0%   | 1         | 3               | -2                     | 999                             | 0                                   | 999                         | 74      | 144      | -70  | -6.55%  | 1,080                      | 20                            | 51%                                  | 8                          | 42                                  | 94%                          | 67%                  | 8%                               | 16%                              | 11                             | 4                                |                                |
| LA 4   | T(24)   | 38           | 0                   | 38          | 0%   | 0         | 1               | -1                     | 886                             | 0                                   | 886                         | 75      | 107      | -32  | -3.49%  | 916                        | 23                            | 45%                                  | 61                         | 18                                  | 97%                          | 55%                  | 5%                               | 50%                              | 10                             | 0                                | 2nd VDG                        |
| LA 5   |   | 48           | 0                   | 48          | 0%   | 1         | 1               | 0                      | 1567                            | 0                                   | 1567                        | 163     | 220      | -57  | -3.51%  | 1,606                      | 33                            | 40%                                  | 6                          | 21                                  | 88%                          | 54%                  | 4%                               | 17%                              | 11                             | 4                                |                                |
| LA 6   |   | 53           | 0                   | 53          | 0%   | 1         | 1               | 0                      | 1284                            | 0                                   | 1284                        | 124     | 211      | -87  | -6.35%  | 1,334                      | 24                            | 38%                                  | 2                          | 21                                  | 91%                          | 55%                  | 8%                               | 38%                              | 30                             | 20                               |                                |
|  |   | 246          | 0                   | 246         | 0%   | 3         | 7               | -4                     | 6326                            | 0                                   | 6326                        | 585     | 867      | -282   | -4.27%  | 6,536                      | 26                            | 42%                                  | 16                         | 126                                 | 91%                          | 54%                  | 5%                               | 30%                              | 78                             | 28                               |                                |




District Health Assessment for Multiple District LB through March 2025

|  |   | Clubs        |                     |             |  |           |                 |                        | Membership                      |                                     |                             |         |          |  |   | Member Strength            |                               | Cancellation                         |                            | Reports                             |                              |                      | Finance                          | Leadership                       |                                |                                  |                                |
|--|---|--------------|---------------------|-------------|--|-----------|-----------------|------------------------|---------------------------------|-------------------------------------|-----------------------------|---------|----------|--|---|----------------------------|-------------------------------|--------------------------------------|----------------------------|-------------------------------------|------------------------------|----------------------|----------------------------------|----------------------------------|--------------------------------|----------------------------------|--------------------------------|
| District Name  | Status/<br>Number<br>of Months<br>in Status * | Active Clubs | Clubs in Status Quo | Total Clubs | % Status Quo Clubs in Financial Suspension | New Clubs | Cancelled Clubs | YTD Net Club Gain/Loss | Current Members In Active Clubs | Current Members In Status Quo Clubs | Current Total Members Count | YTD Add | YTD Drop | YTD NetGrowth (includes Active and Status Quo) | YTD NetGrowth% (includes Active and Status Quo) | Member Count 12 Months Ago | Average Member Count Per Club | % of Clubs with less than 20 members | Average Cancelled Club Age | Members Lost Due to Cancelled Clubs | % of Clubs Reporting Service | % No MMR in 3 Months | % No Officer Report in 12 months | % of Clubs with balance 90+ days | Number of Zone Chairs Recorded | Number of Region Chairs Recorded | District Officers Vacancies ** |
| LB 1   | T(24)   | 49           | 0                   | 49          | 0%   | 0         | 0               | 0                      | 1110                            | 0                                   | 1110                        | 97      | 145      | -48  | -4.15%  | 1,162                      | 23                            | 37%                                  | 0                          | 0                                   | 98%                          | 67%                  | 0%                               | 24%                              | 11                             | 5                                | 2nd VDG                        |
| LB 2   | T(18)   | 42           | 0                   | 42          | 0%   | 2         | 0               | 2                      | 1105                            | 0                                   | 1105                        | 84      | 126      | -42  | -3.66%  | 1,183                      | 26                            | 36%                                  | 0                          | 0                                   | 64%                          | 48%                  | 2%                               | 40%                              | 11                             | 7                                |                                |
| LB 3   |   | 54           | 0                   | 54          | 0%   | 0         | 1               | -1                     | 1372                            | 0                                   | 1372                        | 75      | 121      | -46  | -3.24%  | 1,364                      | 25                            | 43%                                  | 55                         | 13                                  | 50%                          | 54%                  | 11%                              | 22%                              | 0                              | 0                                |                                |
| LB 4   |   | 56           | 0                   | 56          | 0%   | 0         | 1               | -1                     | 1418                            | 0                                   | 1418                        | 172     | 264      | -92  | -6.09%  | 1,524                      | 25                            | 41%                                  | 2                          | 23                                  | 82%                          | 43%                  | 2%                               | 23%                              | 12                             | 0                                |                                |
|  |   | 201          | 0                   | 201         | 0%   | 2         | 2               | 0                      | 5005                            | 0                                   | 5005                        | 428     | 656      | -228   | -4.36%  | 5,233                      | 25                            | 39%                                  | 28                         | 36                                  | 74%                          | 53%                  | 4%                               | 27%                              | 34                             | 12                               |                                |




District Health Assessment for Multiple District LC through March 2025

|  |   | Clubs        |                     |             |  |           |                 |                        | Membership                      |                                     |                             |         |          |  |   | Member Strength            |                               | Cancellation                         |                            | Reports                             |                              |                      | Finance                          | Leadership                       |                                |                                  |                                |
|--|---|--------------|---------------------|-------------|--|-----------|-----------------|------------------------|---------------------------------|-------------------------------------|-----------------------------|---------|----------|--|---|----------------------------|-------------------------------|--------------------------------------|----------------------------|-------------------------------------|------------------------------|----------------------|----------------------------------|----------------------------------|--------------------------------|----------------------------------|--------------------------------|
| District Name  | Status/<br>Number<br>of Months<br>in Status * | Active Clubs | Clubs in Status Quo | Total Clubs | % Status Quo Clubs in Financial Suspension | New Clubs | Cancelled Clubs | YTD Net Club Gain/Loss | Current Members In Active Clubs | Current Members In Status Quo Clubs | Current Total Members Count | YTD Add | YTD Drop | YTD NetGrowth (includes Active and Status Quo) | YTD NetGrowth% (includes Active and Status Quo) | Member Count 12 Months Ago | Average Member Count Per Club | % of Clubs with less than 20 members | Average Cancelled Club Age | Members Lost Due to Cancelled Clubs | % of Clubs Reporting Service | % No MMR in 3 Months | % No Officer Report in 12 months | % of Clubs with balance 90+ days | Number of Zone Chairs Recorded | Number of Region Chairs Recorded | District Officers Vacancies ** |
| DISTRICT LC (24)   |   | 43           | 0                   | 43          | 0%   | 0         | 2               | -2                     | 691                             | 0                                   | 691                         | 53      | 136      | -83  | -10.72%   | 793                        | 16                            | 74%                                  | 32                         | 55                                  | 56%                          | 63%                  | 12%                              | 16%                              | 10                             | 7                                |                                |
| LC 2   | T(24)   | 54           | 0                   | 54          | 0%   | 2         | 1               | 1                      | 1085                            | 0                                   | 1085                        | 156     | 120      | 36   | 3.43%   | 1,054                      | 20                            | 52%                                  | 68                         | 0                                   | 81%                          | 54%                  | 7%                               | 28%                              | 11                             | 4                                |                                |
| LC 3   |   | 59           | 0                   | 59          | 0%   | 0         | 3               | -3                     | 1362                            | 0                                   | 1362                        | 116     | 159      | -43  | -3.06%  | 1,353                      | 23                            | 51%                                  | 23                         | 18                                  | 97%                          | 44%                  | 0%                               | 10%                              | 9                              | 0                                |                                |
| LC 4   | T(24)   | 46           | 0                   | 46          | 0%   | 1         | 0               | 1                      | 1168                            | 0                                   | 1168                        | 104     | 159      | -55  | -4.50%  | 1,152                      | 25                            | 37%                                  | 0                          | 0                                   | 57%                          | 41%                  | 0%                               | 17%                              | 10                             | 5                                |                                |
| LC 5   | T(24)   | 54           | 0                   | 54          | 0%   | 1         | 0               | 1                      | 1098                            | 0                                   | 1098                        | 139     | 92       | 47   | 4.47%   | 1,025                      | 20                            | 57%                                  | 0                          | 0                                   | 59%                          | 48%                  | 2%                               | 7%                               | 12                             | 5                                |                                |
| LC 6   |   | 59           | 0                   | 59          | 0%   | 0         | 0               | 0                      | 1334                            | 0                                   | 1334                        | 71      | 119      | -48  | -3.47%  | 1,308                      | 23                            | 53%                                  | 0                          | 0                                   | 100%                         | 53%                  | 5%                               | 12%                              | 26                             | 0                                |                                |
| LC 8   |   | 62           | 0                   | 62          | 0%   | 6         | 0               | 6                      | 1957                            | 0                                   | 1957                        | 296     | 216      | 80   | 4.26%   | 1,745                      | 32                            | 26%                                  | 0                          | 0                                   | 98%                          | 40%                  | 0%                               | 29%                              | 12                             | 0                                |                                |
| LC 11  | T(24)   | 41           | 0                   | 41          | 0%   | 1         | 2               | -1                     | 1147                            | 0                                   | 1147                        | 139     | 116      | 23   | 2.05%   | 1,094                      | 28                            | 41%                                  | 22                         | 1                                   | 63%                          | 59%                  | 0%                               | 34%                              | 10                             | 6                                |                                |
| LC 12  | T(24)   | 53           | 0                   | 53          | 0%   | 0         | 4               | -4                     | 1015                            | 0                                   | 1015                        | 52      | 106      | -54  | -5.05%  | 1,067                      | 19                            | 57%                                  | 13                         | 40                                  | 98%                          | 68%                  | 0%                               | 25%                              | 18                             | 0                                |                                |
|  |   | 471          | 0                   | 471         | 0%   | 11        | 12              | -1                     | 10857                           | 0                                   | 10857                       | 1126    | 1223     | -97  | -0.89%  | 10,591                     | 23                            | 49%                                  | 25                         | 114                                 | 81%                          | 52%                  | 3%                               | 20%                              | 118                            | 27                               |                                |



District Health Assessment for Multiple District LD through March 2025

|  |   | Clubs        |                     |             |  |           |                 |                        | Membership                      |                                     |                             |         |          |  |   | Member Strength            |                               | Cancellation                         |                            | Reports                             |                              |                      | Finance                          | Leadership                       |                                |                                  |                                |
|--|---|--------------|---------------------|-------------|--|-----------|-----------------|------------------------|---------------------------------|-------------------------------------|-----------------------------|---------|----------|--|---|----------------------------|-------------------------------|--------------------------------------|----------------------------|-------------------------------------|------------------------------|----------------------|----------------------------------|----------------------------------|--------------------------------|----------------------------------|--------------------------------|
| District Name  | Status/<br>Number<br>of Months<br>in Status * | Active Clubs | Clubs in Status Quo | Total Clubs | % Status Quo Clubs in Financial Suspension | New Clubs | Cancelled Clubs | YTD Net Club Gain/Loss | Current Members In Active Clubs | Current Members In Status Quo Clubs | Current Total Members Count | YTD Add | YTD Drop | YTD NetGrowth (includes Active and Status Quo) | YTD NetGrowth% (includes Active and Status Quo) | Member Count 12 Months Ago | Average Member Count Per Club | % of Clubs with less than 20 members | Average Cancelled Club Age | Members Lost Due to Cancelled Clubs | % of Clubs Reporting Service | % No MMR in 3 Months | % No Officer Report in 12 months | % of Clubs with balance 90+ days | Number of Zone Chairs Recorded | Number of Region Chairs Recorded | District Officers Vacancies ** |
| LD 1   |   | 49           | 0                   | 49          | 0%   | 0         | 2               | -2                     | 1448                            | 0                                   | 1448                        | 113     | 172      | -59  | -3.92%  | 1,439                      | 30                            | 37%                                  | 25                         | 40                                  | 65%                          | 53%                  | 2%                               | 29%                              | 8                              | 3                                |                                |
| LD 2   |   | 42           | 0                   | 42          | 0%   | 0         | 2               | -2                     | 1259                            | 0                                   | 1259                        | 84      | 166      | -82  | -6.11%  | 1,269                      | 30                            | 21%                                  | 1                          | 51                                  | 69%                          | 43%                  | 2%                               | 5%                               | 0                              | 0                                |                                |
| LD 3   | T(24)   | 41           | 0                   | 41          | 0%   | 0         | 2               | -2                     | 1061                            | 0                                   | 1061                        | 84      | 98       | -14  | -1.30%  | 1,055                      | 26                            | 32%                                  | 51                         | 15                                  | 100%                         | 39%                  | 0%                               | 7%                               | 12                             | 0                                |                                |
| LD 4   |   | 58           | 0                   | 58          | 0%   | 0         | 1               | -1                     | 2247                            | 0                                   | 2247                        | 138     | 216      | -78  | -3.35%  | 2,140                      | 39                            | 10%                                  | 39                         | 7                                   | 86%                          | 41%                  | 0%                               | 14%                              | 8                              | 0                                |                                |
| LD 5   | T(17)   | 47           | 0                   | 47          | 0%   | 0         | 0               | 0                      | 1239                            | 0                                   | 1239                        | 94      | 140      | -46  | -3.58%  | 1,187                      | 26                            | 40%                                  | 0                          | 0                                   | 77%                          | 43%                  | 2%                               | 19%                              | 8                              | 0                                |                                |
| LD 6   | T(23)   | 41           | 0                   | 41          | 0%   | 0         | 5               | -5                     | 1106                            | 0                                   | 1106                        | 53      | 195      | -142   | -11.38%   | 1,111                      | 27                            | 37%                                  | 34                         | 49                                  | 68%                          | 59%                  | 0%                               | 22%                              | 0                              | 0                                |                                |
| LD 7   |   | 75           | 0                   | 75          | 0%   | 0         | 0               | 0                      | 2419                            | 0                                   | 2419                        | 200     | 122      | 78   | 3.33%   | 2,206                      | 32                            | 19%                                  | 0                          | 0                                   | 95%                          | 61%                  | 0%                               | 4%                               | 15                             | 11                               |                                |
| LD 8   |   | 84           | 0                   | 84          | 0%   | 1         | 0               | 1                      | 3031                            | 0                                   | 3031                        | 210     | 264      | -54  | -1.75%  | 2,800                      | 36                            | 20%                                  | 0                          | 0                                   | 100%                         | 44%                  | 1%                               | 10%                              | 15                             | 5                                |                                |
| LD 9   | T(24)   | 42           | 0                   | 42          | 0%   | 0         | 1               | -1                     | 1131                            | 0                                   | 1131                        | 60      | 109      | -49  | -4.15%  | 1,167                      | 27                            | 24%                                  | 58                         | 8                                   | 74%                          | 50%                  | 0%                               | 17%                              | 0                              | 3                                |                                |
|  |   | 479          | 0                   | 479         | 0%   | 1         | 13              | -12                    | 14941                           | 0                                   | 14941                       | 1036    | 1482     | -446   | -2.90%  | 14,374                     | 31                            | 25%                                  | 32                         | 170                                 | 84%                          | 48%                  | 1%                               | 13%                              | 66                             | 22                               |                                |

\* - District Status: P - Provisional, T - Transitional.

\*\* - District Officers Vacancies: DG - District Governor, 1st VDG - First Vice District Governor, 2nd VDG - Second Vice District Governor.